

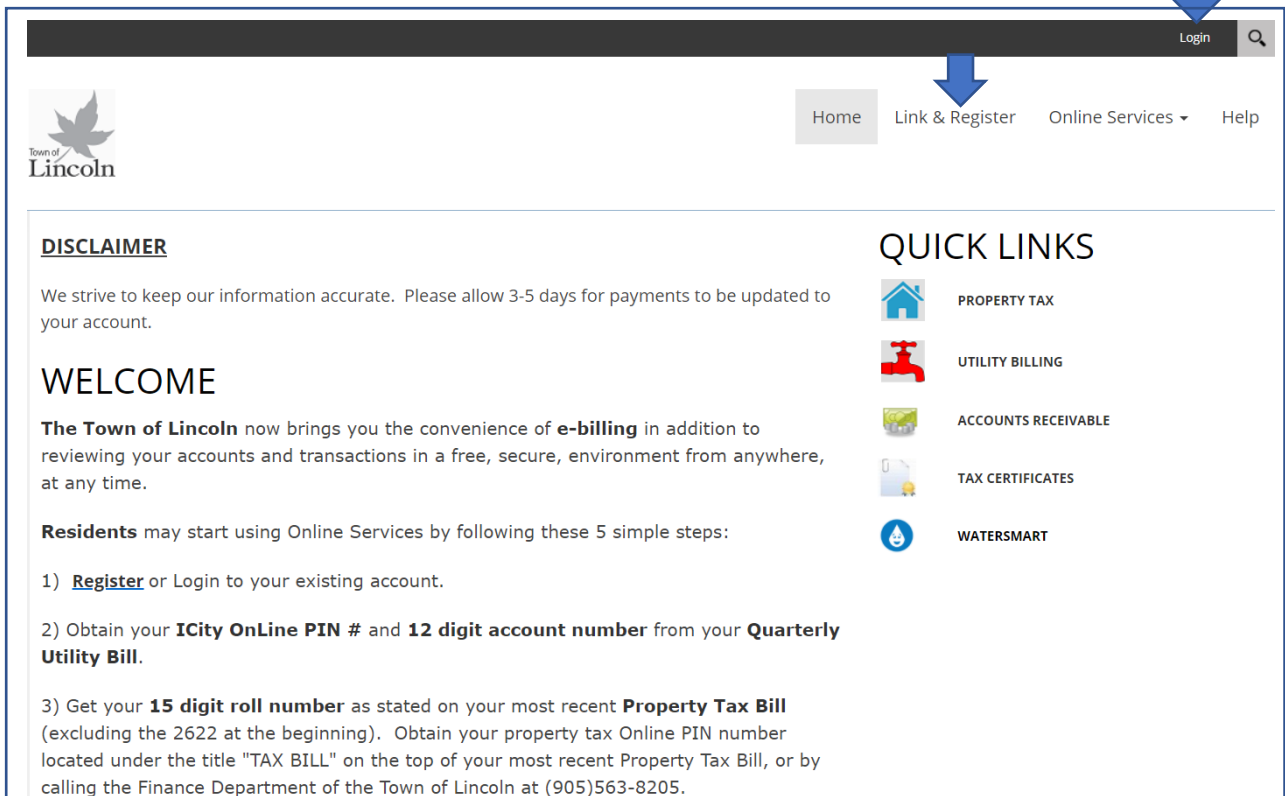
How to Register for E-Billing/Online Accounts for Property Taxes

Go to www.lincoln.ca/onlineaccounts or open the below link:

<https://vsportal.lincoln.ca:9191/Home.aspx>

Already registered with online accounts? Click on Login

If not previously registered, click on “Link & Register” then “Show Me How”



DISCLAIMER

We strive to keep our information accurate. Please allow 3-5 days for payments to be updated to your account.






WELCOME

The **Town of Lincoln** now brings you the convenience of **e-billing** in addition to reviewing your accounts and transactions in a free, secure, environment from anywhere, at any time.

Residents may start using Online Services by following these 5 simple steps:

- 1) **Register** or Login to your existing account.
- 2) Obtain your **ICity OnLine PIN #** and **12 digit account number** from your **Quarterly Utility Bill**.
- 3) Get your **15 digit roll number** as stated on your most recent **Property Tax Bill** (excluding the 2622 at the beginning). Obtain your property tax Online PIN number located under the title "TAX BILL" on the top of your most recent Property Tax Bill, or by calling the Finance Department of the Town of Lincoln at (905)563-8205.

QUICK LINKS

-  **PROPERTY TAX**
-  **UTILITY BILLING**
-  **ACCOUNTS RECEIVABLE**
-  **TAX CERTIFICATES**
-  **WATERSMART**

Under Account Management, you need to “Select Account Type” PT-Property Taxes from the drop down list.

Need to Add an Account?

PT-Property Taxes



Choose the Account Type PT-Property Taxes, then enter your roll number and 5 digit pin number from your property tax bill.

Need to Add an Account?

PT-Property Taxes

Add PT Account

Enter your Property Tax Roll # & Online PIN #

TOWN OF LINCOLN
4800 SOUTH SERVICE RD
BEAMSVILLE ON L0R 1B1
Tel. No. : (905) 563-8205

Jur Number

Online PIN#: 12345

Ward Roll#

Roll No. 2622 **12345678910.0000**

Jurisdiction:

Roll:

Access Code / Pin:

Next, tick off the boxes or bubbles based on how you wish to receive the bill. *You will no longer receive a printed bill in the mail after you complete this next step.*

Enter your email address and click "Send Verification Email".

Please Notify me by Email that my Property Tax Notice is Ready:

I will View my Property Tax Notice Online:

Attach a PDF Copy of the Property Tax Notice to the Email:

Email Address:

Verification Code:

Stay on this webpage while checking your inbox for an email from the Town of Lincoln.

The email will have the 6 digit Verification Code required above – enter this number within 15 minutes and click “Save”. See sample email below:

Town of Lincoln

You are required to confirm your account using your 6 digit verification code. This code is only valid for 15 minutes.

Verification required for Town of Lincoln eBilling services



Town of Lincoln

To [redacted]



This is the most recent version, but you made changes to another copy. [Click here to see the other versions.](#)

You are required to confirm your account using your 6 digit verification code. This code is only valid for 15 minutes.

Verification Code: [redacted]

CONGRATULATIONS, YOU ARE REGISTERED FOR E-BILLING!

ACCESS TO ON-LINE ACCOUNTS

You will also have the ability to View your bill in detail, Summary or see your Transactions. Click on the row in your Account Management list to access your account information.

ACCOUNT MANAGEMENT

Hi [REDACTED]

Click on a row to access one of your existing accounts.

Accounts				
	Module	Account Code	Name	Linked
Edit	PT-Property Taxes	[REDACTED]	[REDACTED]	Linked
Edit	UB-Utility Billing	[REDACTED]	[REDACTED]	Linked

Next click on the tabs for “My Property Info”, “Bill Summary” or “Transactions” in your online account.

My Property Info contains your roll number, civic address, property legal description and other property information.

Search **My Property Info** Bill Summary Transactions

Property Information

Jur Number : [REDACTED]
Roll Number : [REDACTED]
Property ID : [REDACTED]
Address : [REDACTED]
Postal Code : [REDACTED]

Property Description

CP 3 PT LOT [REDACTED] RP [REDACTED]
PART 1

LOT SIZE KEY
LOT SIZE
Zone [REDACTED]
FRONTAGE: 61.4000

Check with the Planning Department to confirm the correct Zoning if required

Scroll down and find your Tax Levy Information and Assessment information. For questions regarding your assessment, please contact MPAC at www.mpac.ca.

Tax Information				
Current Tax Year	:			
Previous Tax Year	:			
Assessments				
Assessment Year	Category	Property Class Code	Assessment Type	Assessed Value
2021	N	CT	Current Market Value	
2021	P	RT	Current Market Value	
2020	N	CT	Current Market Value	
2020	P	RT	Current Market Value	
2019	N	CT	Current Market Value	
2019	N	CT	Current Market Value	
2019	N	E	Current Market Value	

Current Tax Year includes only the tax levies that have been charged so far – it may not be the total for the year.

Category is your education support (P=Public, S=Separate, N=No Support specified).

Property Class code is CT for Commercial Taxable, RT for Residential Taxable and E for Exempt in the above sample.

To see your previous Billing history, click on “Bill Summary”. After you register for e-billing you will have access to your previous bills under “View Bill” just click “View” and a copy will display on your screen.

Search My Property Info **Bill Summary** Transactions

Jur Number [Redacted]
 Roll Number [Redacted]
 Balance [Redacted]
 Show 10 entries Search: []

Tax Year	View Bill	Bill Type	Bill Amount	Installment 1	Installment 2	Due Date 1	Due Date 2
2021	View	Interim	\$2,393.69	\$1,197.69	\$1,196.00	02/26/2021	04/30/2021
2020		Final	\$4,508.73	\$2,254.73	\$2,254.00	07/31/2020	09/30/2020

TOWN OF LINCOLN
 4800 SOUTH SERVICE RD
 BEAMSVILLE ON LOR 1B1
 Tel. No. : (905) 563-8205

TAX BILL

INTERIM 2021

Billing Date: **Mar 04, 2021**

To view your Transaction History including tax levies, penalties, interest and payments in detail, click on “Transactions”.

Search My Property Info Bill Summary **Transactions**

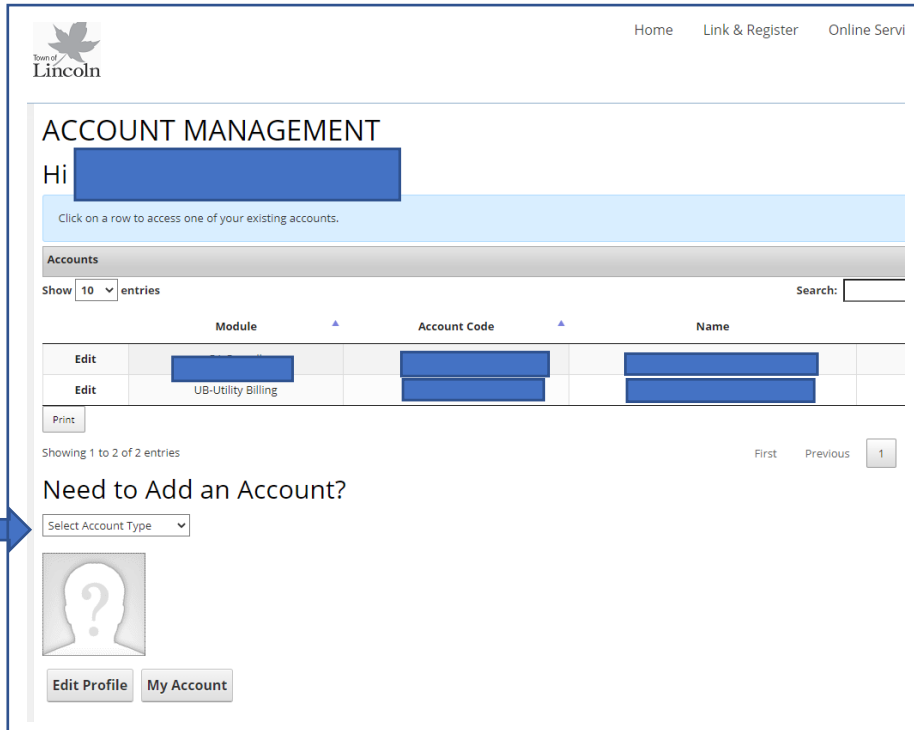
Jur Number : [Redacted]
 Roll Number : [Redacted]
 Balance : [Redacted]
 Show 10 entries Search: []

Transaction Date	Description	Amount
05/07/2021	Penalty	\$29.92
05/07/2021	Interest	\$59.84
04/07/2021	Penalty	\$14.97
04/07/2021	Interest	\$59.84
03/04/2021	Penalty	\$14.97
03/04/2021	Interest	\$59.84
02/04/2021	Interest	\$59.84
01/13/2021	Tax Levies	\$2393.69

To exit, Logout or close “X” your internet browser.

Multiple Accounts

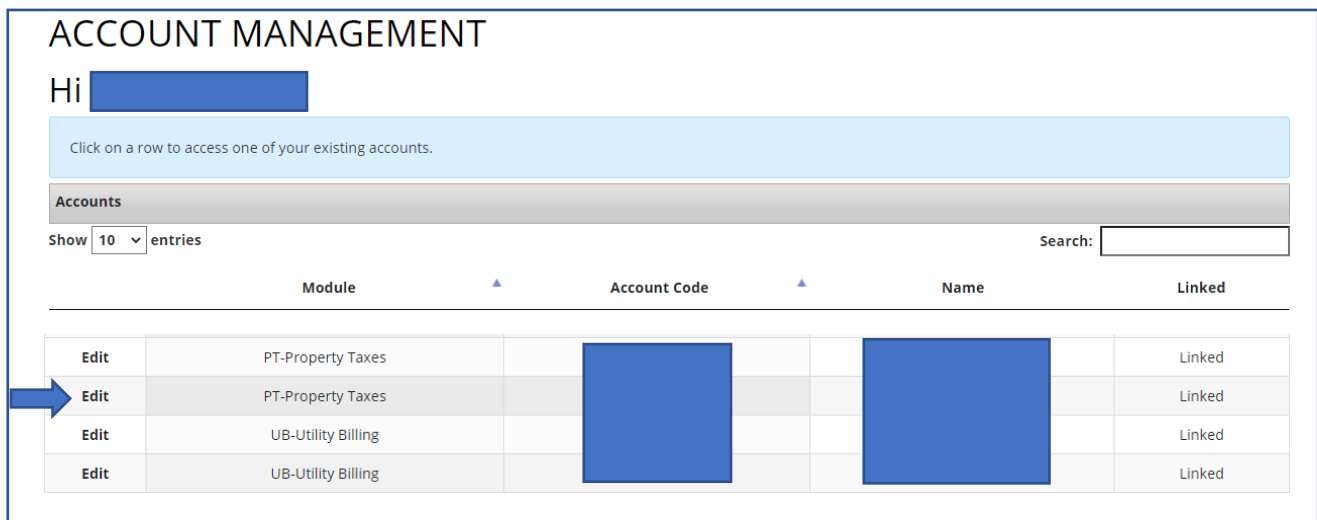
If you wish to add multiple accounts. You can click on “Link & Register” then select type of account you wish to add. Follow the previous instructions for each account you wish to add.



The screenshot shows the 'ACCOUNT MANAGEMENT' page for the Town of Lincoln. At the top, there are navigation links for 'Home', 'Link & Register', and 'Online Servi'. Below the header, a user is greeted with 'Hi' followed by a redacted name. A light blue banner prompts the user to 'Click on a row to access one of your existing accounts.' Below this is a table of accounts with columns for 'Module', 'Account Code', and 'Name'. One row is visible for 'UB-Utility Billing'. Below the table, there are 'Print', 'Showing 1 to 2 of 2 entries', and 'First Previous 1' options. A section titled 'Need to Add an Account?' features a dropdown menu for 'Select Account Type', a question mark icon, and 'Edit Profile' and 'My Account' buttons. A blue arrow points to the 'Select Account Type' dropdown.

Cancel/Change E-billing Preferences

If you need to change your settings, you may Edit the account at any time by logging in and going to “Link & Register” again. Select the account by clicking on “Edit”, then follow the instructions again by clicking/unclicking the desired boxes/bubbles.



This screenshot shows the 'ACCOUNT MANAGEMENT' page with a table of accounts. The table has columns for 'Module', 'Account Code', 'Name', and 'Linked'. There are four rows of accounts, each with an 'Edit' button. The first two rows are for 'PT-Property Taxes' and the last two are for 'UB-Utility Billing'. All accounts are marked as 'Linked'. A blue arrow points to the 'Edit' button of the first 'PT-Property Taxes' row.

	Module	Account Code	Name	Linked
Edit	PT-Property Taxes			Linked
Edit	PT-Property Taxes			Linked
Edit	UB-Utility Billing			Linked
Edit	UB-Utility Billing			Linked

Forgot Password?

Click on Login, then Reset Password

The screenshot shows a web application interface. At the top, there is a dark navigation bar with a 'Login' button and a search icon. Below this is a light-colored navigation bar with links for 'Home', 'Link & Register', 'Online Services' (with a dropdown arrow), and 'Help'. The main content area is titled 'User Log In' and contains a form with the following elements:

- 'Username:' label followed by a text input field.
- 'Password:' label followed by a text input field.
- An unchecked checkbox labeled 'Remember Login'.
- A blue 'Login' button and a grey 'Cancel' button.
- A grey 'Reset Password' button, which is highlighted by a blue arrow pointing upwards.

Enter your email address when prompted. A reset password link will be emailed to you.

For further assistance please contact propertytaxinquiries@lincoln.ca.